




Student Name: _____ Date: _____

Cut and paste the coloured paper on letter 'x' then trace it.



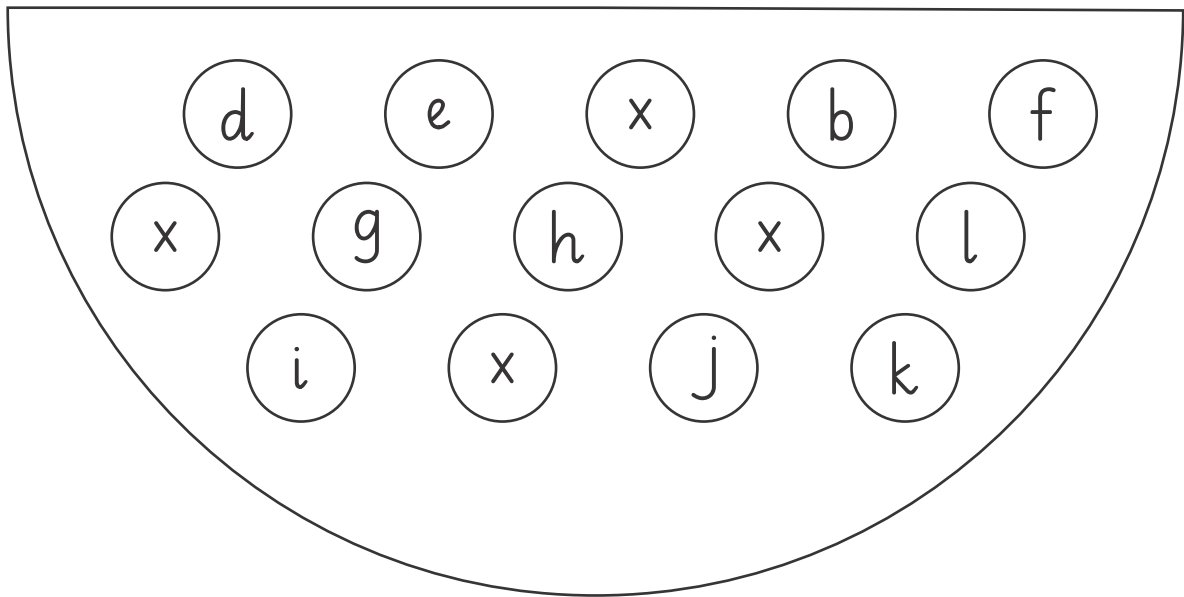
Trace letter 'x'





Student Name: _____ Date: _____

Ali has mixed all letters now help him to find the letter 'x' and colour it.



Trace letter 'x'

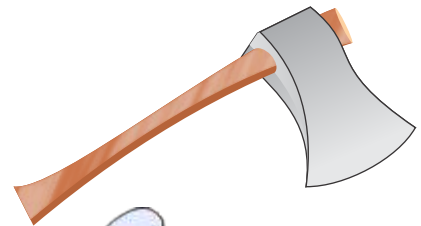
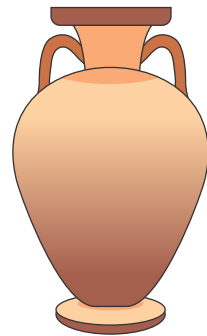
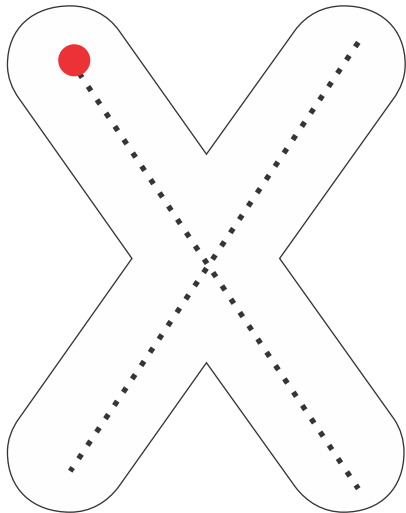




scan QR code
for catalogue

Student Name: _____ Date: _____

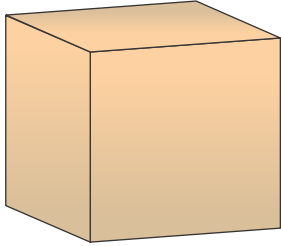
Trace the letter 'x' and match the pictures that have letter 'x' sound.





Student Name: _____ Date: _____

Say the name of each picture. Circle the letter that matches the ending sound.



u e x



k x g



x u v



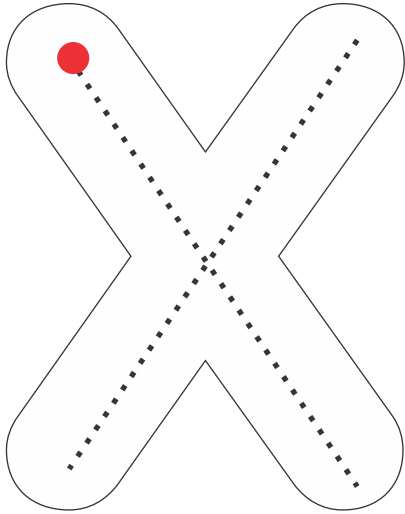
h i x



scan QR code
for catalogue

Student Name: _____ Date: _____

'x' is for x-ray. Trace the letter 'x'.



Tracing practice lines for the letter 'x'. Each row consists of four horizontal lines. The first row contains four dotted 'x' characters, each with a red dot at the top left of its upper-left stroke. The second row contains four dotted 'x' characters, each with a red dot at the top left of its upper-left stroke. The third row contains four dotted 'x' characters, each with a red dot at the top left of its upper-left stroke. The fourth row contains four dotted 'x' characters, each with a red dot at the top left of its upper-left stroke. The fifth row contains four dotted 'x' characters, each with a red dot at the top left of its upper-left stroke.